



LIGHTCUBE 860 MKII PROFESSIONAL 5.0 RGB

A compact show laser series in a robust and dust-proof housing. Developed and manufactured in Germany it is a perfect match for high-quality show laser applications.

- » Unique Shock-Absorbing-Technology minimalizes influences caused by vibrations, shocks or bumps. It prevents damages/misalignment of the optical parts. (great for touring and rental)
- » processor-controlled, active temperature regulation ensures a long lifetime even if the system is continuously operated
- » dust proof housing provides maintenance-free systems
- » extremely quiet operation makes this series a must have for museums, theatres and planetariums

The RGB white light show lasers are equipped with Pure Diode Technology, offering superior beam characteristics, modulation and linear color transition. Fast Apollo Infinity EMS 8000 scanners allow scanning angles up to 60° and scanning speeds up to 80kpps @ 8°. The HB-FB-4 controller, is equipped with a colored display and controls all options such as color balance, geometric corrections and safety settings. It offers standalone operation with time switch, ILDA in / through and LAN connection.

* Optionally

DMX operation and an integrated GB switch for easy connect through of the LAN signal available.

LASER SYSTEM

Modular laser system based on unique red green and blue laser diode modules manufactured by HB-Laser.

- » **Typical wavelengths:** 638 nm | 520 nm | 450 nm
- » **Type:** CW analog modulated
- » **Beam Diameter:** 3 mm
- » **Divergence (full angle):** 0,8 mrad
- » **Laser class:** 4

CERTIFIED QUALITY

DIN ISO 9001 : 2015 – Coherent, Jenoptik, Casio, Pangolin, ILDA

Laser Safety:

- » Dynamic Zone Safety to define protected areas in a laser projection using controlling software
- » Scanfail safety circuit
- » Physical adjustable beam blocker
- » Key switch, interlock loop, emission LED

High-End Components:

- » EMS 8000 scanning system, ca. 80kpps@8°
- » Scan Angle max.: 60°

Control:

- » Pangolin Beyond
- » FB 4 network interface

Climate:

- » 20 ~ 90% RH non-condensing

Components:

- » Generously dimensioned heat sink as base for all temperature relevant components
- » Peltier elements for either heating and cooling
- » Temperature controlled low noise fans with high efficiency
- » Integrated dehumidifier

Thermal:

- » Max. ambient temperature : 50°C storage; 35° working
- » Min. ambient temperature: -5°C storage; 5° working

Connectors:

- » AC Mains Connector: Neutrik PowerCon
- » Projector Signal, analog: ILDA In D-sub 25, different inputs
- » Remote 7pin XLR (RS232, external key switch, interlock)
- » DMX in/thru/out: 5pin XLR

LAN

Input:

- » 100 - 240 VAC / 50-60 Hz
- » Input power: < 400 W

Compliance: CE

Lifetime: typical >10.000 hours

Warranty: 24 months after delivery





















HB-LASER



GERMANY

OUR LIGHTCUBE 860 MKII PROFFESIONAL 5.0



 Rock-solid design	 ECO Mode Energy saving technology	 > 10 000 hours Long lifetime	 Active RGB linearization
 IP 53 For outdoor use	 Maintenance free	 Pure Diode Pure Diode technology	 Digital color balance
 Shock absorbing technology	 TCP IP Network	 Dynamic zone safety	 ESD protected, stabilized switching power supplies
 80k pps High speed scanning up to 80.000 pps	 ILDA standard in-out-through	 DMX	 TEC-Active air-cooling technology
 450nm 520nm 638nm Pure White Best color gamut 450 to 638 nm	 Direct access to geometric picture correction	 CPU up to 8 Microprocessor controlled	 -5°C +50°C Wide temperature range for outdoor

HB-Laserkomponenten GmbH

Heldenbergstr. 26 | 73529 Schwaebisch Gmuend | Germany | Tel.: +49 7171 104692 0 | Fax: +49 7171 104692 200
Email: info@hb-laser.com | www.hb-laser.com



LC-860 MK II	OUTPUT POWER Specified / Typical	RED 638 ± 5 nm	GREEN 520 ± 5 nm	BLUE 450 ± 5 nm	BEAM SPECS (Full angle)	BEAM DIAMETER	DIMENSION (W / H / D)	NET WEIGHT
PROFESSIONAL 5.0	5.92 W / 5.0 W	0.72 W	2.0 W	3.2 W	0.8 mrad	3.0 mm	331x196x261 mm	14.5 kg

LASER SOURCE	Pure Diode
LASER CLASS	4
OP. MODES	ILDA, LAN, SD, optional DMX
SCANNERS	Eye-Magic EMS 8000 Digi

POWER SUPPLY	100 - 240V AC 50/60Hz
POWER CONS.	< 400 W
SCAN ANGLE	Depending on scanning system
ACCESSORIES	Interlock, Power Cable, Manual

LightCube 860 MKII PROFESSIONAL 5.0 RGB

- » SCAN ANGLE: Depending on scanning system
- » Dimensioning with hanger: 375 x 290 x 261 mm
- » Housing: aluminium

