



LIGHTCUBE 851 IP68 MKII PROFESSIONAL 5.0

A compact show laser series in a robust and dust-proof housing. Developed and manufactured in Germany it is a perfect match for high-quality show laser applications.

- » Unique Shock-Absorbing-Technology minimalizes influences caused by vibrations, shocks or bumps. It prevents damages/misalignment of the optical parts. (great for touring and rental)
- » processor-controlled, active temperature regulation ensures a long lifetime even if the system is continuously operated
- » dust proof housing provides maintenance-free systems
- » extremely quiet operation makes this series a must have for museums, theatres and planetariums

The RGB white light show lasers are equipped with Pure Diode Technology, offering superior beam characteristics, modulation and linear color transition. Fast Apollo Infinity EMS 8000 scanners allow scanning angles up to 60° and scanning speeds up to 80kpps @ 8°. The HB-FB-4 controller, is equipped with a colored display and controls all options such as color balance, geometric corrections and safety settings. It offers standalone operation with time switch, ILDA in / through and LAN connection.

* Optionally

DMX operation and an integrated GB switch for easy connect through of the LAN signal available.

LASER SYSTEM

Modular laser system based on unique red green and blue laser diode modules manufactured by HB-Laser.

- » **Typical wavelengths:** 638 nm | 520 nm | 450 nm
- » **Type:** CW analog modulated
- » **Beam Diameter:** 3 mm
- » **Divergence (full angle):** ~0,8 mrad
- » **Laser class:** 4

CERTIFIED QUALITY

DIN ISO 9001 : 2015 – Coherent, Jenoptik, Casio, Pangolin, ILDA

Laser Safety:

- » Dynamic Zone Safety to define protected areas in a laser projection using controlling software
- » Scanfail safety circuit
- » Physical adjustable beam blocker
- » Key switch, interlock loop, emission LED

High-End Components:

- » EMS 8000 scanning system, ca. 80kpps@8°
- » Scan Angle max.: 60°

Control:

- » Pangolin Beyond
- » FB 4 network interface

Climate:

- » 20 ~ 90% RH non-condensing

Components:

- » Generously dimensioned heat sink as base for all temperature relevant components
- » Peltier elements for either heating and cooling
- » Temperature controlled low noise fans with high efficiency
- » Integrated dehumidifier

Thermal:

- » Max. ambient temperature : 50°C storage; 35° working
- » Min. ambient temperature: -5°C storage; 5° working

Connectors:

- » AC Mains Connector: Neutrik PowerCon
- » Projector Signal, analog: ILDA In D-sub 25, different inputs
- » Remote 7pin XLR (RS232, external key switch, interlock)
- » DMX in/thru/out: 5pin XLR

LAN

Input:

- » 100 - 240 VAC / 50-60 Hz
- » Input power: < 700 W

Compliance: CE

Lifetime: typical >10.000 hours

Warranty: 24 months after delivery

LIGHTCUBE 851 IP68 PROFESSIONAL 5.0


A compact show laser series in a weather- and water-proof aluminium housing.





















Developed and manufactured in Germany it is a perfect match for high-quality show laser applications in aggressive and damp environments – permanent installations in baths, caves, mines and musical fountains.

- » Processor-controlled, active temperature regulation ensures a long lifetime even if the system is continuously operated
- » The housing is waterproof rated IP68, with integrated heating, which makes the systems maintenance-free also under challenging weather conditions

The RGB white light show lasers are equipped with Pure Diode Technology, offering superior beam characteristics, modulation and linear color transition. Fast Apollo Max scanners allow scanning angles up to 80° and scanning speeds up to 45kpps@8° (optional up to 60kpps@8°).

* **Optionally** an integrated HB-FB-4 controller with standalone operation with time switch, ILDA in/through and LAN connection is available. DMX control is also available.



	Rock-solid design		ECO Mode Energy saving technology		> 10 000 hours Long lifetime		Active RGB linearization
	For outdoor use		Maintenance free		Pure Diode technology		Digital color balance
	-5 °C +50 °C Wide temperature range for outdoor		TCP IP Network		Dynamic zone safety		ESD protected, stabilized switching power supplies
	80 k pps High speed scanning up to 80.000 pps		ILDA standard in-out-through		DMX		TEC-Active air-cooling technology
	450 nm 520 nm 638 nm Pure White Best color gamut 450 to 638 nm		Direct access to geometric picture correction		up to 8 Microprocessor controlled		24 V Safe operation in water



LC-850 IP68 MKII	OUTPUT POWER Specified / Typical	RED 638 ± 5 nm	GREEN 520 ± 5 nm	BLUE 450 ± 5 nm	BEAM SPECS (Full angle)	BEAM DIAMETER	DIMENSION (W / H / D)	NET WEIGHT
PROFESSIONAL 5.0	5.92 W / 5.0 W	0.72 W	2.0 W	3.2 W	<1.0 mrad	3.0 mm	345x182x435 mm	28.0 kg

LASER SOURCE	Pure Diode
LASER CLASS	4
OP. MODES	ILDA, LAN, SD, optional DMX
SCANNERS	Eye-Magic EMS 8000 Digi

POWER SUPPLY	90 - 240V AC 50/60Hz
POWER CONS.	< 700 W
SCAN ANGLE	Depending on scanning system
ACCESSORIES	Interlock, Power Cable, Manual

LightCube 851 IP68 MKII PROFESSIONAL 5.0

- » SCAN ANGLE: Depending on scanning system
- » Dimensioning with hanger: 394 x 327 x 435 mm
- » Housing: massive aluminium
- » Degree of protection: IP68
- » External Power-Box: 300 x 220 x 300 mm / 14.0 kg

